



294200-4960 Fuel Pump SCV Valve Technical Instructions

G1AB1294200496



METERING

SCV VALVE

Pump Parts

HP0 HP3 HP4 HP5 HP6

294200-4960 Fuel Pump SCV Valve Technical Instructions

Content

1.294200-4960 Fuel Pump SCV Valve Introduction	3
1.1.294200-4960 Fuel Pump SCV Valve Basic Information	3
1.2.294200-4960 SCV Valve Application to Fuel Pump Information	3
1.3.294200-4960 Fuel Pump SCV Valve Specifications and Dimensions	3
1.4.294200-4960 Fuel Pump SCV Valve Quality Control	3
1.5.294200-4960 Fuel Pump SCV Valve Customized Service	3
1.6.294200-4960 Fuel Pump SCV Valve Warranty Instructions	4
1.7.294200-4960 Fuel Pump SCV Valve Manufacturer	5
1.8.294200-4960 Fuel Pump SCV Valve Packing List	5
2.294200-4960 Fuel Pump SCV Valve Technical Support Obtaining Methods	6
3.294200-4960 Fuel Pump SCV Valve Purchase and Delivery	6
3.1.294200-4960 Fuel Pump SCV Valve Purchase Payment Methods	6
3.2.294200-4960 Fuel Pump SCV Valve Main Sales Markets	6
3.3.294200-4960 Fuel Pump SCV Valve Declaration Requirements	6
3.6.294200-4960 Fuel Pump SCV Valve Logistics Time for Destination Out of China's Areas	7
3.4.294200-4960 Fuel Pump SCV Valve Shipping Ways	7
3.5.294200-4960 Fuel Pump SCV Valve Lead time	7
3.7.294200-4960 Fuel Pump SCV Valve Packing	7
4.294200-4960 Fuel Pump SCV Valve Storage Standard	8
5.Company Information	10
5.1. Company Introduction	10
5.2. Sales-men's Contact Information	11
6. Copyright Statement	11

294200-4960 Fuel Pump SCV Valve Technical Instructions

1.294200-4960 Fuel Pump SCV Valve Introduction

1.1.294200-4960 Fuel Pump SCV Valve Basic Information

Title	China Made New 294200-4960 Fuel Pump SCV Valve
SKU	G1AB1294200496

1.2.294200-4960 SCV Valve Application to Fuel Pump Information

(1) 294200-4960 Fuel Pump SCV Valve Application to Car Model Information

SCV Valve Part Number	Car Model	OE Number	OE Number
294200-4960	HINO	/	/

(2) 294200-4960 Fuel Pump SCV Valve Application to Fuel Pump Part Number Information

Fuel Pump Series	Fuel Pump Part No.	OE Number	Car Model	Engine Model
HP3	294000-1450	22100-E0550-A	HINO	N04C

(3) 294200-4960 Fuel Pump SCV Valve Part Number Common Written

294200-4960,294200-4961,294200-4962,294200-4963,294200-4964,294200-4965,294200-4966,294200-4967,294200-4968,294200-4969,294200-496#,2942004960,2942004961,2942004962,2942004963,2942004964,2942004965,2942004966,2942004967,2942004968,2942004969,294200496#

1.3.294200-4960 Fuel Pump SCV Valve Specifications and Dimensions

Fuel Pump SCV Valve Size: 6cm*5 cm *5 cm

Fuel Pump SCV Valve Box Size: 9 cm *8 cm *7 cm

Fuel Pump SCV Valve Package Size: 10 cm *9 cm

Fuel Pump SCV Valve Net Weight: 0.16kg

Fuel Pump SCV Valve Gross Weight: 0.19kg

Fuel Pump SCV Valve Quality: China Made New SCV Valve

Fuel Pump SCV Valve MOQ: 4 pieces

1.4.294200-4960 Fuel Pump SCV Valve Quality Control

(1) Fuel Pump SCV Valve Test

All fuel pump SCV valve spare parts are tested for electrical characteristics, accuracy, high temperature, low temperature, withstand voltage, leakage, durability, and various working conditions.

(2) Fuel Pump SCV Valve Inspection

The factory inspection of the fuel pump SCV valve is undergone full inspection, random inspection, and batch inspection three inspections. Different brands of test benches are used to test the same fuel pump SCV valve for a total of no less than three times for factory inspection, and fuel pump SCV valve installation and test environment are progressed in dust-free workshop.

1.5.294200-4960 Fuel Pump SCV Valve Customized Service

(1) **Fuel Pump SCV Valve's Customized Service:** Meet the customized needs of OEM manufacturers for SCV valve's lettering, SCV valve's package and label customized etc.

	
Neutral Lettering	Anti-Rust Bag
	
Neutral Label	Neutral Brown Box

(2) Fuel Pump SCV Valve's Customized Service Requirements:

Custom fuel pump SCV valve packages are not less than 100 pieces.

Custom fuel pump SCV valve lettering no less than 100 pieces.

The purchase of custom fuel pump SCV valves are not less than 1000 pieces.

Customized products involve the need of specify logo, the OEM manufacturer needs to provide trademark authorization and the sample of logo image file.

⚠ Once the customized fuel pump SCV valve is sold, it cannot be returned or exchanged if there are no quality problems.

1.6.294200-4960 Fuel Pump SCV Valve Warranty Instructions

(1) Fuel Pump SCV Valve Warranty Conditions and Instructions

It is necessary to provide pictures, videos of fuel pump SCV valve or test reports of fuel pump SCV valve inspection equipment as evidence to feed back to the salesman.

Fuel pump SCV valve abnormal conditions are properly explained such as: 1.Black smoke, 2. Engine shake, 3. Difficulty starting the engine, 4. Engine noise, 5. oil leakage etc.

Above problems also may cause by the incorrect installation of fuel pump, if the problems are confirmed to be product's problems after tested by Shumatt, it is within the warranty coverage.

(2) Fuel Pump SCV Valve Warranty Coverage

After customers receive the 294200-4960 fuel pump SCV valve within 15 days, if there is a performance failure and the product has no appearance damage, customer can choose to replace it or repair it;

If the 294200-4960 fuel pump SCV valve has performance problems during the warranty period (3 months), and it is confirmed to be product's problems after being tested, you can contact our salesmen to replace the same model or a reworked product with the same performance for free;

If the fuel pump SCV valve has obvious scratches, it can only be repaired and it will be returned as it is if the product is confirmed to be fault-free.

▲ **Tips:** For products not within warranty period, our company can provide paid maintenance services. For products after paid repaired, the same performance problem will have a free warranty period within 3 months from the date of repairing.

(3) Fuel Pump SCV Valve Out of Warranty Coverage

The fuel pump SCV valve's warranty period has expired.

Fuel pump SCV valve failure caused by high temperature, high pressure, humidity, rain and snow, saline-alkali land, earthquake, and used in abnormal environment.

Fuel pump SCV valve damage caused by man-made reasons (throwing, strong magnetic field magnetization, set fire).

Fuel pump SCV valve failure or injector damage caused by non-fuel pump SCV valve's design, technology, manufacturing, quality and other issues.

Fuel pump SCV valve failure due to system pressure exceeding system approved pressure.

Fuel pump SCV valve failure caused by impurities (water, lead, aluminum powder, iron powder, sulfide) in the system fuel exceeding the standard requirements.

Fuel pump SCV valve failure caused by not installing according to the tightening torque specified in fuel pump maintenance manual (the tightening torque is too large or too small).

Fuel pump SCV valve failure caused by not following the installation angle specified in fuel pump maintenance manual.

Fuel pump SCV valve failure caused by not following the cleaning requirements specified in fuel pump maintenance manual.

Fuel pump SCV valve failure caused by failure to replace consumable parts as specified in fuel pump maintenance manual.

1.7.294200-4960 Fuel Pump SCV Valve Manufacturer

SCV Valve's Manufacturer: Shenzhen Shumatt Technology Co., Ltd

1.8.294200-4960 Fuel Pump SCV Valve Packing List

(1) Fuel Pump SCV Valve Spare Parts List





No.	1	No.	2
Image		Image	
Name	Fuel Pump SCV Valve	Name	Anti-Rust Bag
Description	Part number: 294200-4960	Description	Protect SCV valve from being damaged
No.	3	No.	4

Image		Image	
Name	Accessories	Name	SCV Valve Box
Description	SCV valve with accessories	Description	Protect SCV valve from being damaged

- ▲ Minors are forbidden to use SCV valve, SCV valve accessories, SCV valve box and anti-rust bag to avoid personal injury.
- ▲ SCV valve box is recyclable accessories that can be reused.
- ▲ VCI anti-rust bag is non-degradable materials, please dispose them properly after using.

2.294200-4960 Fuel Pump SCV Valve Technical Support Obtaining Methods

(1) Fuel Pump SCV Valve Technical Instructions, visit <http://shumatt.com> to get the Technical Instructions.

(2) Fuel Pump SCV Valve Technical Videos

Facebook: Visit <https://www.facebook.com/hison.li> to get the technical videos, constantly follow can get more information.

YouTube: Visit https://www.youtube.com/channel/UCByyYBx7VjV_mAfxh_Hu-aw to get the technical videos, constantly follow can get more information.

Shumatt: Visit <http://shumatt.com> to get the technical videos.

(3) Fuel Pump SCV Valve Information Query Software

TruckBook Parts EPC APP, Android/Apple App Store download and install, visit <http://shumatt.com> to get the download and installation tutorial

(4) Search fuel pump SCV valve test data through TruckBook Parts EPC APP.

3.294200-4960 Fuel Pump SCV Valve Purchase and Delivery

3.1.294200-4960 Fuel Pump SCV Valve Purchase Payment Methods

Payment Methods: T/T, PayPal, Alipay, WeChat

Please contact our salesmen for specific payment information.

3.2.294200-4960 Fuel Pump SCV Valve Main Sales Markets

SCV Valve Main Sales Markets: Asia, Europe, North America, South America, Africa etc.

3.3.294200-4960 Fuel Pump SCV Valve Declaration Requirements

Shumatt can assist customers to provide the following documents for import customs clearance: contract, invoice, packing list, bill of lading, insurance policy, certificate of origin, etc.

3.6.294200-4960 Fuel Pump SCV Valve Logistics Time for Destination Out of China's Areas**DHL Logistics Time :**

Country or Region of Departure	Hong Kong, China	Other Countries or Regions of Asia	Australia and New Zealand	Europe	America	Other Countries
China's Mainland	7 Days	7 Days	8 Days	8 Days	8-12 Days	7-10 Days

UPS Logistics Time: Country or Region of Departure: China's Mainland


Country of Destination	Estimated Arrival Time	Country of Destination	Estimated Arrival Time	Country of Destination	Estimated Arrival Time
Japan	3 Days	UK	5-7 Days	Egypt	5-7 Days
Turkey	5-7 Days	Singapore	3 Days	Switzerland	5-7 Days
Bahrain	5-7 Days	Latvia	7-10 Days	New Zealand	7-10 Days
Sri Lanka	5-7 Days	Thailand	3 Days	Austria	5-7 Days
Romania	5-7 Days	Vietnam	3-5 Days	Estonia	5-7 Days
Malaysia	3-5 Days	Israel	5-7 Days	Mexico	7-10 Days
France	5-7 Days	America	5-7 Days	United Arab Emirates	5-7 Days
Italy	5-7 Days	Netherlands	5-7 Days	Bengal	7-10 Days
Lebanon	5-7 Days	Philippine	3-5 Days	Greece	7-10 Days
South Korea	3 Days	Spain	5-7 Days	Myanmar	5-7 Days
Canada	5-7 Days	Germany	5-7 Days	Saudi Arabia	7-10 Days
Portugal	5-7 Days	Australia	5-7 Days	South Africa	7-10 Days
Denmark	5-7 Days	Belgium	5-7 Days	Ukraine	7-10 Days
India	7-10 Days	Qatar	7-10 Days	Poland	5-7 Days
Indonesia	3-5 Days	Morocco	7-10 Days	Pakistan	7-10 Days
Kuwait	7-10 Days				

The logistics time is for reference only, subjects are according to the actual arrival.

3.4.294200-4960 Fuel Pump SCV Valve Shipping Ways**Destination in China areas:** SF Express, Debon Express, the corresponding logistics company can be provided according to customer requirements in special cases.**Destinations out of China's areas:** DHL, UPS, FedEx, TNT air, ocean or other shipping methods required by customers.**3.5.294200-4960 Fuel Pump SCV Valve Lead time****Lead time:** Send out within 3 – 7 working days after receiving payment (Except for special products and special cases).**3.7.294200-4960 Fuel Pump SCV Valve Packing****Domestic express packaging:** Usually wrapped with waterproof scotch tape, such as picture No.1.**International express packaging:** Wrapped with waterproof yellow tape After wrapping the black protective film, such as picture No. 2.

Pallet Shipping: Use fumigation free and recycling trays that meet export requirements, and use white wrapping protective film to wrap and bind with cable ties for the outside, such as picture No. 4, Also, the products can be packaged according to customers' requirements.

- ▲ The packing tray is made of plastic and can be recycled.
- ▲ Transparent tape, yellow tape, black wrapping protective film, white wrapping protective film are non-degradable materials, please dispose of them properly.
- ▲ Minors are prohibited from using transparent tape, yellow tape, black wrapping protective film, and white wrapping protective film to avoid personal injury.



Pic No. 1

Domestic express packaging: Wrapped by Transparent tape



Pic No. 2

International express packaging: Wrapped with yellow tape after wrapping black protective film



Pic No. 3

Pallet Shipping: Use pallet that meet export requirements, and use white wrapping protective film to wrap and bind with cable ties.

4.294200-4960 Fuel Pump SCV Valve Storage Standard

(1) Choose a suitable storage place

The warehouse and cargo yard where fuel pump SCV valve is stored should be kept clean and dry, and away from the factory buildings that generate harmful gases and dust; do not mix with acid, alkali, salt and other substances; the storage place should have a good drainage system; the cargo yard should be flattened with gravel or furnace ash etc. to enhance the water permeability of the surface layer to keep the reservoir area dry.

(2) Strict requirements of warehousing

Strict inspections should be carried out when fuel pump SCV valves are put into storage, the surface cleaning work should be done well to remove water traces, oil stains, ash and other dirt, remove the rust and do anti-rust treatment in time. The packed fuel pump SCV valves must be protected from being damaged.

(3) Keep the warehouse dry and preventing moisture

The relative humidity is usually below 70% for fuel pump SCV valves placed in the room, and the corrosion of fuel pump SCV valves is significantly reduced.

fuel pump SCV valves must be stored in the warehouse, and they are forbidden to store in the same warehouse with commodities with high water content.

(4) Stack Properly

▲ After the fuel pump SCV valve is exposed in rain, the corrosion rate will increase significantly. The purpose of sealing is to isolate the fuel pump SCV valve from rainwater and humid air, so the warehouse window should be checked in time to avoid rainwater entering the warehouse. If fuel pump SCV valve package is damaged, it should be repaired or replaced; when the package is damp, the packaging material should be dried; if the original anti-corrosion and oil applied at the factory is found to be damaged or dried up, it should be cleaned and re-applied oil in time.

- ▲ It is forbidden to leave the fuel pump SCV valve exposed in the air for a long time.
- ▲ It is forbidden to store acid, alkali, salt and other substances together with the fuel pump SCV valve.
- ▲ The unpacked fuel pump SCV valve must be rust-proof during secondary storage.

5. Company Information




5.1. Company Introduction

Chinese Name: 深圳市舒马特科技有限公司

English Name: Shenzhen Shumatt Technology Co., Ltd.

 **Mob Phone/WeChat:** +86-13410541523

 **HK Telephone:** +852-67653519

 **Telephone:** +86-755-23215133

 **Email:** ruby@shumatt.com

 **Website:** www.shumatt.net

Shenzhen Office : 11-12, Floor 14, Building 13, Qinchengda Building, Exit A, Honglang North Subway Station, Bao'an District, Shenzhen, China's Mainland

Shenzhen Office : Room 428-430, Building B, Huafeng Zhigu Technology Industrial Park, Exit B, Fuyong Metro Station, Bao'an District, Shenzhen, China's Mainland

Hong Kong Office: Jianfa Street Industrial Zone, Tuen Mun, New Territories, Hong Kong, China

After-sales Service Address: Please contact our salesmen to obtain and provide the corresponding product maintenance reasons (Reference: [1.7. 294200-4960 Fuel Pump SCV Valve's Warranty Instructions.](#))

5.2. Sales-men's Contact Information

No.	Name	WeChat/ WhatsApp	Email	Facebook	YouTube
1	Ruby	+86-13410541523	ruby@shumatt.com	Hison Li	Hison Li
2	Ivy	+86-18025309821	sales@shumatt.com	Ivy Shumatt	Shumatt IVY
3	Rebecca	+86-18025349821	sales01@shumatt.com	Rebecca SHUMATT	SHUMATT Rebecca
4	Janny	+86-18028749821	sales02@shumatt.com	Janny shumatt	Janny Shumatt
5	Sam	+86-13316859821	Sales8@shumatt.com	Shumatt Sam	Sam Shumatt
6	Natalie	+86- 18938945856	sales15@shumatt.com	Shumatt Natalie	Lin Natalie
7	Ada	+86-1342286353	sales5@shumatt.com	Shumatt Ada	Ada Shumatt
8	Hison Li	+86-18318811871	web@shumatt.com	Hison Li	Hison Li
9	Mecca	+86-18938948618	sales11@shumatt.com	Shumatt Mecca	Shumatt Mecca
10	Eric	+86 18319033618	sales3@shumatt.com		
11	Wayne (Joaquín en español)	+86-13316959821	wayne@shumatt.com	shumattwayne	Wayne Shumatt
12	Sylvia	+86 18312499884	sales6@shumatt.com		
Visit http://www.dieselsuctioncontrolvalve.com to obtain the latest information of salesmen					
PS: Shumatt's sales-men's emails are all end with @shumatt.com					

6. Copyright Statement

The copyright of any contents (including but not limited to parameters, data, text, charts, images, sound, videos, etc.) provided in “*294200-4960 Fuel Pump SCV Valve Technical Instructions*” belong to Shenzhen Shumatt Technology Co., Ltd.

Permission is granted to reproduce, distribute, display or transmit this work, in part or in whole, only under the following conditions:

- Reproduction is authorized by written permission from the copyright holder.
- Distribution is for non-commercial purposes only.
- Display or transmission is not for profit.
- All other conditions are met, and all references to this work are included.

The author or the publisher reserve all other rights, including the right to bring legal action for any unauthorized use of this work.

If you wish to reproduce, distribute, display or transmit this work, please contact the copyright holder for permission.

For further information, please send e-mail to hison@shumatt.com.

Contact information for the copyright holder may be found at the end of this document.